

**7** YEAR  
200,000KM

**LDV WARRANTY**  
ROADSIDE ASSIST & WOF\*

# **D90 SUV**



**LDV**

# D90 SUV RANGE

**7** YEAR  
200,000KM

**LDV WARRANTY**  
ROADSIDE ASSIST & WOF\*

The LDV D90 is a large, spacious 7-seat SUV that makes your day-to-day more comfortable by packing in plenty of style, safety, performance and technology. For an SUV that takes you seamlessly from your working day to the weekend, look no further than the D90 for rental, fleet and family appeal.

## POWER AND VERSATILITY

Family getaways are effortless with the LDV D90 7-seat SUV. Powered by a 2.0L turbo petrol engine delivering 184kW of power and 410Nm of torque, paired with a smooth 8-speed automatic transmission, it also boasts 3,000kg braked towing capacity - giving you the freedom to haul the boat or trailer with absolute confidence.

Available in both 2WD and 4WD models.



## SAFETY FOR THE WHOLE TEAM

The LDV D90 doesn't hold back on safety. With six airbags, plus ISOFIX and top tether anchors for three child seats, it's designed with families in mind.

Advanced driver aids like Blind Spot Monitoring, Lane Keep Assist, Rear Cross Traffic Alert, and Autonomous Emergency Braking provide an extra layer of confidence on every drive.

Add to that Electronic Stability Control, Traction Control, Hill Descent Control, and Fatigue Reminder, and you've got an SUV that refuses to compromise on safety.

## ROOM TO CONNECT

Whether you are moving the team or their gear, the D90 can adapt to your lifestyle. Simply fold the third row flat to unleash a massive 1,350 litres of versatile space - perfect for weekend getaways, hauling sports gear, or whatever the day demands.

Up front, enjoy a 12.3" infotainment display with Apple CarPlay® and Android Auto™. Your journey is amplified by eight speakers, while five USB ports throughout the cabin ensure everyone stays fully charged and connected.



## EXECUTIVE-LEVEL LUXURY

For families, professionals, and drivers wanting more from every journey, the D90 Executive model adds premium technology and convenience where it matters most.

Executive models include a sunroof, electric tailgate, wireless charging, and ambient lighting, plus premium interior finishes for enhanced comfort and refinement

# D90 ELITE 2WD

**7** YEAR  
200,000KM

**LDV WARRANTY**  
ROADSIDE ASSIST & WOF\*


Big on power, space and technology, the LDV D90 is a 7-seat SUV made to move you from the weekday rush to weekend escapes. With towing capability, safety features and in-cabin connectivity, it's well suited to family life or fleet needs, ready for whatever the road brings.



**MAX CARGO AREA**  
**2,382 L**

(2ND & 3RD ROW FOLDED DOWN)

**BRAKED TOWING**  
**CAPACITY 3,000 KG**



FIND OUT MORE



**POWERED BY:**  
**2.0L TURBO PETROL**  
**ENGINE**

**Power:** 184kW  
**Torque:** 410Nm

Normal, Sport and Eco drive modes

## KEY FEATURES

- 12.3" infotainment screen & instrument cluster with Apple CarPlay® & Android Auto™
- Daytime Running Lights (DRL) with auto LED headlights & high beam assist
- Lane Keep Assist (LKA), Autonomous Emergency Braking (AEB), Blind Spot Detection (BSD)
- Adaptive Cruise Control

Disclaimer: Safety technologies may not operate optimally under all driving conditions, operation and effectiveness depends on many factors. Driver is responsible for safe and attentive driving. Safety technologies are not a substitute for the driver's control over the vehicle. See owner's manual for complete details. Payload and tare weight figures are based on vehicle certification. It is the driver's responsibility to ensure: weight of fully loaded vehicles do not exceed GVM; front and rear axle load limits are not individually exceeded; the combined weight of the fully loaded vehicle (including tow ball download when towing) and trailer does not exceed the GCM; compliance to New Zealand towing regulations. Payload is the combined value of occupants, luggage, cargo, added options, accessories and tow ball download (when towing). Tare weight includes the vehicle with 10 litres of fuel and all standard equipment excluding occupants. Additional weights of optional features, occupants, luggage, cargo, accessories and tow ball download (when towing) must be taken into account when calculating payload and tare weight. When a genuine tow bar with wiring is fitted, and trailer is attached, parking sensors will be disabled.

\*The warranty is for a period of 7 years or 200,000kms / 160,000kms for EVs (whichever comes first), from the date of first registration, provided that the vehicle is serviced as per the maintenance schedule set out in the Service & Warranty Booklet. It covers manufacturing defects caused by factors such as design, assembly, and raw materials of the covered parts along with all-inclusive roadside assistance. It excludes routine maintenance, wear-and-tear items, and damage caused by misuse, accidents, or unauthorised repairs. Warranty claims require proof of purchase and service records. This warranty complies with local laws and does not affect your statutory rights. This is valid on all vehicles registered on or after 1 December 2024. For full details, visit <https://ldv.co.nz/warranty/>.

ALL RIGHTS RESERVED. LDV New Zealand reserves the right to vary vehicle specifications and standard features in New Zealand from those detailed in this brochure. Vehicles shown in this brochure may be fitted with accessories or may feature equipment that is not available in New Zealand-spec models. Please check with your local authorised LDV Dealership. No part of this brochure can be reproduced without written permission from LDV New Zealand. Visit [ldv.co.nz](https://ldv.co.nz)

For more information, visit [ldv.co.nz](https://ldv.co.nz)



# D90 EXECUTIVE 2WD

**7** YEAR  
200,000KM


**LDV WARRANTY**  
ROADSIDE ASSIST & WOF\*

The LDV D90 Executive takes comfort to next level with a range of luxury features. This spacious 7-seat SUV that makes your day-to-day more comfortable by packing in plenty of style, safety, performance and technology.

**MAX CARGO AREA**  
**2,382 L**

(2ND & 3RD ROW FOLDED DOWN)

**BRAKED TOWING**  
**CAPACITY 3,000 KG**



FIND OUT MORE



**POWERED BY:**  
**2.0L TURBO PETROL**  
**ENGINE**

**Power:** 184kW

**Torque:** 410Nm

Normal, Sport and Eco drive modes

## KEY FEATURES

- 12.3" infotainment screen & instrument cluster with Apple CarPlay\* & Android Auto™
- Wireless Mobile Charging Pad x2
- Leather Heated Steering Wheel
- Electric Tailgate
- Sunroof

Disclaimer: Safety technologies may not operate optimally under all driving conditions, operation and effectiveness depends on many factors. Driver is responsible for safe and attentive driving. Safety technologies are not a substitute for the driver's control over the vehicle. See owner's manual for complete details. Payload and tare weight figures are based on vehicle certification. It is the driver's responsibility to ensure: weight of fully loaded vehicles do not exceed GVM; front and rear axle load limits are not individually exceeded; the combined weight of the fully loaded vehicle (including tow ball download when towing) and trailer does not exceed the GCM; compliance to New Zealand towing regulations. Payload is the combined value of occupants, luggage, cargo, added options, accessories and tow ball download (when towing). Tare weight includes the vehicle with 10 litres of fuel and all standard equipment excluding occupants. Additional weights of optional features, occupants, luggage, cargo, accessories and tow ball download (when towing) must be taken into account when calculating payload and tare weight. When a genuine tow bar with wiring is fitted, and trailer is attached, parking sensors will be disabled.

\*The warranty is for a period of 7 years or 200,000kms / 160,000kms for EVs (whichever comes first), from the date of first registration, provided that the vehicle is serviced as per the maintenance schedule set out in the Service & Warranty Booklet. It covers manufacturing defects caused by factors such as design, assembly, and raw materials of the covered parts along with all-inclusive roadside assistance. It excludes routine maintenance, wear-and-tear items, and damage caused by misuse, accidents, or unauthorised repairs. Warranty claims require proof of purchase and service records. This warranty complies with local laws and does not affect your statutory rights. This is valid on all vehicles registered on or after 1 December 2024. For full details, visit <https://ldv.co.nz/warranty/>.

ALL RIGHTS RESERVED. LDV New Zealand reserves the right to vary vehicle specifications and standard features in New Zealand from those detailed in this brochure. Vehicles shown in this brochure may be fitted with accessories or may feature equipment that is not available in New Zealand-spec models. Please check with your local authorised LDV Dealership. No part of this brochure can be reproduced without written permission from LDV New Zealand. Visit [ldv.co.nz](https://ldv.co.nz). Standard paint included; premium 2 tone paint option+\$1,500.

For more information, visit [ldv.co.nz](https://ldv.co.nz)



# D90 EXECUTIVE 4WD

**7** YEAR  
200,000KM


**LDV WARRANTY**  
ROADSIDE ASSIST & WOF\*

Take the adventure off-road in the LDV D90 Executive 4WD. Boasting a range of luxury features, this spacious 7-seat SUV that makes your day-to-day more comfortable by packing in plenty of style, safety, performance and technology.

**MAX CARGO AREA**  
**2,382 L**

(2ND & 3RD ROW FOLDED DOWN)

**BRAKED TOWING**  
**CAPACITY 3,000 KG**



FIND OUT MORE



**POWERED BY:**  
**2.0L TURBO PETROL**  
**ENGINE**

**Power:** 184kW

**Torque:** 410Nm

Normal, Sport, Eco, Sand, Rock, Mud,  
and Snow drive modes

## KEY FEATURES

- 12.3" infotainment screen & instrument cluster with Apple CarPlay® & Android Auto™
- Wireless Mobile Charging Pad x2
- Leather Heated Steering Wheel
- Electric Tailgate
- Sunroof
- Differential Lock – Middle & Rear

Disclaimer: Safety technologies may not operate optimally under all driving conditions, operation and effectiveness depends on many factors. Driver is responsible for safe and attentive driving. Safety technologies are not a substitute for the driver's control over the vehicle. See owner's manual for complete details. Payload and tare weight figures are based on vehicle certification. It is the driver's responsibility to ensure: weight of fully loaded vehicles do not exceed GVM; front and rear axle load limits are not individually exceeded; the combined weight of the fully loaded vehicle (including tow ball download when towing) and trailer does not exceed the GCM; compliance to New Zealand towing regulations. Payload is the combined value of occupants, luggage, cargo, added options, accessories and tow ball download (when towing). Tare weight includes the vehicle with 10 litres of fuel and all standard equipment excluding occupants. Additional weights of optional features, occupants, luggage, cargo, accessories and tow ball download (when towing) must be taken into account when calculating payload and tare weight. When a genuine tow bar with wiring is fitted, and trailer is attached, parking sensors will be disabled.

\*The warranty is for a period of 7 years or 200,000kms / 160,000kms for EVs (whichever comes first), from the date of first registration, provided that the vehicle is serviced as per the maintenance schedule set out in the Service & Warranty Booklet. It covers manufacturing defects caused by factors such as design, assembly, and raw materials of the covered parts along with all-inclusive roadside assistance. It excludes routine maintenance, wear-and-tear items, and damage caused by misuse, accidents, or unauthorised repairs. Warranty claims require proof of purchase and service records. This warranty complies with local laws and does not affect your statutory rights. This is valid on all vehicles registered on or after 1 December 2024. For full details, visit <https://ldv.co.nz/warranty/>.

ALL RIGHTS RESERVED. LDV New Zealand reserves the right to vary vehicle specifications and standard features in New Zealand from those detailed in this brochure. Vehicles shown in this brochure may be fitted with accessories or may feature equipment that is not available in New Zealand-spec models. Please check with your local authorised LDV Dealership. No part of this brochure can be reproduced without written permission from LDV New Zealand. Visit [ldv.co.nz](https://ldv.co.nz). Standard paint included; premium 2 tone paint option+\$1,500.

For more information, visit [ldv.co.nz](https://ldv.co.nz)



# D90 RANGE

## TECHNICAL SPECIFICATION

**7** YEAR  
200,000KM

**LDV WARRANTY**  
ROADSIDE ASSIST & WOF\*

Variant	2WD ELITE	2WD EXECUTIVE	4WD EXECUTIVE
<b>Engine &amp; Transmission</b>			
2.0L Turbo Petrol Engine	•	•	•
Transmission	8 Speed Auto	8 Speed Auto	8 Speed Auto
Maximum Net Power (kW)	184	184	184
Maximum Torque (Nm)	410	410	410
Drive	RWD	RWD	4WD
Selectable Driving Modes – Normal, Sport, & Eco	•	•	•
Selectable Driving Modes – Sand, Rock, Mud, Snow	-	-	•
Differential Lock - Middle & Rear	-	-	•
<b>Fuel &amp; Emissions</b>			
Fuel Tank (Litres)	75	75	75
Combined Fuel Consumption, L/100km*	9.1	9.1	9.4
CO2 Emissions (g/km)	213	213	219
Emissions Standard	Euro V	Euro V	Euro V
<b>Dimensions</b>			
Overall Length (mm)	5,046	5,046	5,046
Overall Height (mm) - without Roof Rails	1,876	1,876	1,876
Overall Width (mm)	2,016	2,016	2,016
Wheelbase (mm)	2,950	2,950	2,950
Ground clearance (unladen) (mm)	246	246	246
Front Track/Rear Track (mm)	1,644/1,664	1,644/1,664	1,644/1,664
Front Overhang (mm)	971	971	971
Rear Overhang (mm)	1,125	1,125	1,125
Turning Circle (kerb to kerb) (m)	12	12	12
Ramp breakover angle (degrees)	21	21	21
Approach angle unladen (degrees)	29	29	29
Departure angle unladen (degrees)	24	24	24
Front headroom (mm)	1,022	1,015	1,015
Front shoulder room (mm)	1,523	1,523	1,523
2nd row headroom (mm)	1,002	1,002	1,002
2nd row shoulder room (mm)	1,532	1,532	1,532
3rd row seat, shoulder room (mm)	1,423	1,423	1,423
3rd row seat, head room (mm)	955	955	955
Cargo Area Height (mm)	833	833	833
Cargo Area Width between Wheel Arches (mm)	1,175	1,175	1,175
Cargo Area Length (mm) – 3rd row up, 3rd row folded, 2nd & 3rd row folded	400 / 1,140 / 1,800	400 / 1,140 / 1,800	400 / 1,140 / 1,800

\*Figure based on NEDC (New European Driving Cycle) static laboratory combined average city and highway cycle test mandated by ADR 81/02. Range figure are laboratory test results only based on standardised testing conditions which measure, energy consumption and range. Actual real world range results will likely be less and to the extent that they are less will depend on a combination of factors including but not limited to load, traffic conditions, driving style, type of journey, vehicle configuration, battery age and condition, use of vehicle features (such as heating and air conditioning), as well as operating, environmental and climate conditions. It is for comparison purposes only and not intended to be give an accurate indication of what might be achieved in the real world.

# D90 RANGE

## TECHNICAL SPECIFICATION

**7** YEAR  
200,000KM

**LDV WARRANTY**  
ROADSIDE ASSIST & WOF\*

Variant	2WD ELITE	2WD EXECUTIVE	4WD EXECUTIVE
Cargo Area Volume (l) – 3rd row up, 3rd row folded, 2nd & 3rd row folded	343 / 1,350 / 2,382	343 / 1,350 / 2,382	343 / 1,350 / 2,382

### Weights & Payloads

Gross Combined Vehicle Mass (kg)	5,700	5,700	5,700
GVM (kg)	2,900	2,900	3,100
Kerb Weight (kg)	2,210	2,210	2,280
Payload (kg)	690	690	820
Towing Capacity – Braked (kg)	3,000	3,000	3,000
Max Tow Ball Down Weight (kg)	300	300	300
Towing Capacity - Unbraked (kg)	750	750	750

### Steering & Suspension

Front Brakes, Ventilated Disc	•	•	•
Rear Brakes, Disc	•	•	•
Steering – Electric Power Steering (EPS)	•	•	•
Steering Column – Height Adjustable	•	-	-
Steering Column – Height & Reach Adjustable	-	•	•
Front Suspension – Double Wishbone	•	•	•
Rear Suspension – 5-link Coil Spring	•	•	•

### Wheels & Tyres

Wheels & Tyres	18" Alloy 265/60R	18" Alloy 265/60R	18" Alloy 265/60R
Spare Wheel & Tyre	18" Steel 255/60R	18" Steel 255/60R	18" Steel 255/60R

### Exterior

LED Headlights with LED Daytime Running Lights (DRL)	•	•	•
LED Rear Tail Lights	•	•	•
Rear Fog Lamp	•	•	•
Gas Strut Bonnet	•	•	•
Rain Sensing Windscreen Wipers	•	•	•
Wing Mirrors Electronically Folding & Heated	•	•	•
Exterior Trim - Roof Rails, Side Mirror, Window Trim	Black	Black	Black
Roof Rails	•	•	•
Side Steps	•	•	•
Sunroof	-	•	•
Privacy Glass	-	•	•
Tailgate Operation	Manual	Electric	Electric

Disclaimer: Safety technologies may not operate optimally under all driving conditions, operation and effectiveness depends on many factors. Driver is responsible for safe and attentive driving. Safety technologies are not a substitute for the driver's control over the vehicle. See owner's manual for complete details. Payload and tare weight figures are based on vehicle certification. It is the driver's responsibility to ensure: weight of fully loaded vehicles do not exceed GVM; front and rear axle load limits are not individually exceeded; the combined weight of the fully loaded vehicle (including tow ball download when towing) and trailer does not exceed the GCM; compliance to New Zealand towing regulations. Payload is the combined value of occupants, luggage, cargo, added options, accessories and tow ball download (when towing). Tare weight includes the vehicle with 10 litres of fuel and all standard equipment excluding occupants. Additional weights of optional features, occupants, luggage, cargo, accessories and tow ball download (when towing) must be taken into account when calculating payload and tare weight. When a genuine tow bar with wiring is fitted, and trailer is attached, parking sensors will be disabled.

\*The warranty is for a period of 7 years or 200,000kms / 160,000kms for EVs (whichever comes first), from the date of first registration, provided that the vehicle is serviced as per the maintenance schedule set out in the Service & Warranty Booklet. It covers manufacturing defects caused by factors such as design, assembly, and raw materials of the covered parts along with all-inclusive roadside assistance. It excludes routine maintenance, wear-and-tear items, and damage caused by misuse, accidents, or unauthorised repairs. Warranty claims require proof of purchase and service records. This warranty complies with local laws and does not affect your statutory rights. This is valid on all vehicles registered on or after 1 December 2024. For full details, visit <https://ldv.co.nz/warranty/>.

ALL RIGHTS RESERVED. LDV New Zealand reserves the right to vary vehicle specifications and standard features in New Zealand from those detailed in this brochure. Vehicles shown in this brochure may be fitted with accessories or may feature equipment that is not available in New Zealand-spec models. Please check with your local authorised LDV Dealership. No part of this brochure can be reproduced without written permission from LDV New Zealand. Visit [ldv.co.nz](https://ldv.co.nz)

# D90 RANGE

## TECHNICAL SPECIFICATION

**7** YEAR  
200,000KM

**LDV WARRANTY**  
ROADSIDE ASSIST & WOF\*

Variant	2WD	2WD EXECUTIVE	4WD EXECUTIVE
Adjustable Tailgate Opening Height	-	•	•
Wiring for Towbar Interface (including controller)	-	•	•
<b>Safety &amp; Security</b>			
Airbags (6) – Driver & Front Passenger airbags (2), Driver & Front Passenger Side Airbags (2), Full-length Curtain Airbags (2)	•	•	•
Child Seat Anchoring – 2x ISOFIX + 3x Top Tether (in second row)	•	•	•
Adaptive Cruise Control (ACC)	•	•	•
Lane Keep Assist (LKA)	•	•	•
Lane Change Assist (LCA)	•	•	•
Lane Departure Warning (LDW)	•	•	•
Rear Cross Traffic Alert (RCTA)	•	•	•
Door Opening Warning (DOW)	•	•	•
Blind Spot Monitoring (BSM)	•	•	•
Anti-lock Braking System (ABS)	•	•	•
Autonomous Emergency Braking System (AEBS)	•	•	•
Electronic Brake-force Distribution (EBD)	•	•	•
Electronic Stability Program (ESP)	•	•	•
Hydraulic Brake Assist (HBA)	•	•	•
Front Collision Warning (FCW)	•	•	•
Hill Descent Control (HDC)	•	•	•
Crawl Control	-	-	•
Hill Hold Control	•	•	•
Fatigue Reminder & Attention Assist	•	•	•
Roll Movement Intervention (RMI)	•	•	•
Traction Control System (TCS)	•	•	•
Vehicle Dynamics Control (VDC)	•	•	•
Traffic Sign Recognition (TSR)	•	•	•
Electric Parking Brake (EPB)	•	•	•
Auto Hold	•	•	•
2x Smart Key	•	•	•
Engine Immobiliser	•	•	•
Parking Sensors – Front & Rear	•	•	•
Reversing Camera	•	•	•
Tyre Pressure Display & Monitoring System (TPMS)	•	•	•

Disclaimer: Safety technologies may not operate optimally under all driving conditions, operation and effectiveness depends on many factors. Driver is responsible for safe and attentive driving. Safety technologies are not a substitute for the driver's control over the vehicle. See owner's manual for complete details. Payload and tare weight figures are based on vehicle certification. It is the driver's responsibility to ensure: weight of fully loaded vehicles do not exceed GVM; front and rear axle load limits are not individually exceeded; the combined weight of the fully loaded vehicle (including tow ball download when towing) and trailer does not exceed the GCM; compliance to New Zealand towing regulations. Payload is the combined value of occupants, luggage, cargo, added options, accessories and tow ball download (when towing). Tare weight includes the vehicle with 10 litres of fuel and all standard equipment excluding occupants. Additional weights of optional features, occupants, luggage, cargo, accessories and tow ball download (when towing) must be taken into account when calculating payload and tare weight. When a genuine tow bar with wiring is fitted, and trailer is attached, parking sensors will be disabled.

\*The warranty is for a period of 7 years or 200,000kms / 160,000kms for EVs (whichever comes first), from the date of first registration, provided that the vehicle is serviced as per the maintenance schedule set out in the Service & Warranty Booklet. It covers manufacturing defects caused by factors such as design, assembly, and raw materials of the covered parts along with all-inclusive roadside assistance. It excludes routine maintenance, wear-and-tear items, and damage caused by misuse, accidents, or unauthorised repairs. Warranty claims require proof of purchase and service records. This warranty complies with local laws and does not affect your statutory rights. This is valid on all vehicles registered on or after 1 December 2024. For full details, visit <https://ldv.co.nz/warranty/>.

ALL RIGHTS RESERVED. LDV New Zealand reserves the right to vary vehicle specifications and standard features in New Zealand from those detailed in this brochure. Vehicles shown in this brochure may be fitted with accessories or may feature equipment that is not available in New Zealand-spec models. Please check with your local authorised LDV Dealership. No part of this brochure can be reproduced without written permission from LDV New Zealand. Visit [ldv.co.nz](https://ldv.co.nz)

# D90 RANGE

## TECHNICAL SPECIFICATION

**7** YEAR  
200,000KM

**LDV WARRANTY**  
ROADSIDE ASSIST & WOF\*

Variant	2WD	2WD EXECUTIVE	4WD EXECUTIVE
<b>Interior</b>			
Air Conditioning – Multi Zone Climate Control	•	•	•
Ambient Lighting	-	•	•
Multifunction steering wheel	•	•	•
Leather steering wheel	-	•	•
Heated Steering Wheel	-	•	•
Auto-Closing Windows - Rain, Phone Call, & Locking	•	•	•
One Touch Power Front Windows	•	•	•
Keyless Entry & Push Button Start	•	•	•
Paddle Shift	•	•	•
Column Mounted Gear Selector	•	•	•
Rear View Mirror – Manual Dimming	•	-	-
Rear View Mirror – Auto Dimming	-	•	•
12V Power Outlet, Max 120W	2	2	2
220V Power Outlet, Max 150W (one socket)	•	•	•
8 Speakers	•	•	•
12.3" Driver's Digital Display	•	•	•
12.3" Infotainment Display with Bluetooth, Radio, Apple CarPlay® & Android Auto™	•	•	•
Wireless Mobile Charging Pad x 2	-	•	•
USB Ports	4 x Type A, 1x Type C	4 x Type A, 1x Type C	4 x Type A, 1x Type C
<b>Seating</b>			
7 Seats	•	•	•
Cup Holders – First & Second Row	•	•	•
Driver's Seat – 6 way Manual Adjustment	•	-	-
Driver's Seat – 8 way Electronic Adjustment, 4 way Lumbar Support Adjustment	-	•	•
Front Passenger Seat – 4 way Manual Adjustment	•	•	•
Seat Material – Artificial Leather on all rows	•	•	•
<b>Warranty</b>			
7-Years/200,000km 7-Years Roadside Assist, 7-Years WOF Checks*	•	•	•

Disclaimer: Safety technologies may not operate optimally under all driving conditions, operation and effectiveness depends on many factors. Driver is responsible for safe and attentive driving. Safety technologies are not a substitute for the driver's control over the vehicle. See owner's manual for complete details. Payload and tare weight figures are based on vehicle certification. It is the driver's responsibility to ensure: weight of fully loaded vehicles do not exceed GVM; front and rear axle load limits are not individually exceeded; the combined weight of the fully loaded vehicle (including tow ball download when towing) and trailer does not exceed the GCM; compliance to New Zealand towing regulations. Payload is the combined value of occupants, luggage, cargo, added options, accessories and tow ball download (when towing). Tare weight includes the vehicle with 10 litres of fuel and all standard equipment excluding occupants. Additional weights of optional features, occupants, luggage, cargo, accessories and tow ball download (when towing) must be taken into account when calculating payload and tare weight. When a genuine tow bar with wiring is fitted, and trailer is attached, parking sensors will be disabled.

\*The warranty is for a period of 7 years or 200,000kms / 160,000kms for EVs (whichever comes first), from the date of first registration, provided that the vehicle is serviced as per the maintenance schedule set out in the Service & Warranty Booklet. It covers manufacturing defects caused by factors such as design, assembly, and raw materials of the covered parts along with all-inclusive roadside assistance. It excludes routine maintenance, wear-and-tear items, and damage caused by misuse, accidents, or unauthorised repairs. Warranty claims require proof of purchase and service records. This warranty complies with local laws and does not affect your statutory rights. This is valid on all vehicles registered on or after 1 December 2024. For full details, visit <https://ldv.co.nz/warranty/>.

ALL RIGHTS RESERVED. LDV New Zealand reserves the right to vary vehicle specifications and standard features in New Zealand from those detailed in this brochure. Vehicles shown in this brochure may be fitted with accessories or may feature equipment that is not available in New Zealand-spec models. Please check with your local authorised LDV Dealership. No part of this brochure can be reproduced without written permission from LDV New Zealand. Visit [ldv.co.nz](https://ldv.co.nz)



**LDV**

